

Stage 1

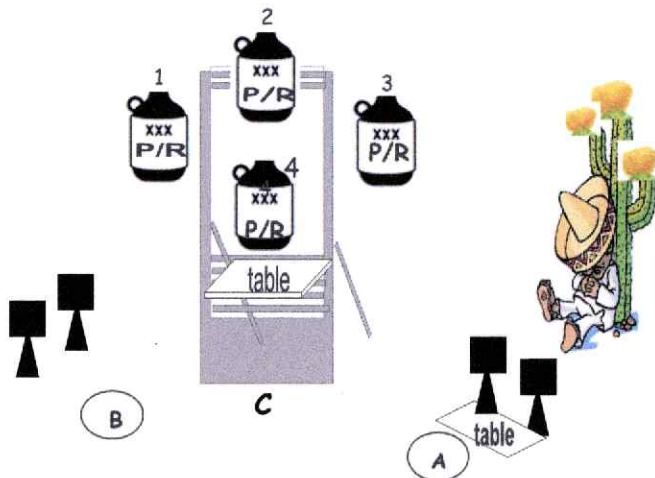
"Hi Ho Silver...Away!"

The Lone Ranger (1949-1957)

The Lone Ranger is a masked hero who saves the day in the Wild West, with his horse Silver and friend Tonto. With a strong moral code, the Lone Ranger uses his skills with silver bullets to disarm his opponents.



10 PISTOL Holstered. 10 RIFLE Staged safely. 4+ S/G Staged safely.



Must use all positions. **Touching the Red Stagecoach.**

Sequence: S/G Rifle, Pistol. When ready say: **Hi Ho Silver... Away!**

ATB: Start at "A" with both feet inside circle, with S/G shoot the 2 targets. **Then** move to circle "B" and with at least one foot inside the circle, shoot the two remaining S/G targets.

From "C" w/Rifle, alternate Target 1 and target 3 for 5 rounds. Then alternate on target 4 and 2 for 5 rounds.

Pistols same instructions. May start on either end target.




Stage 2

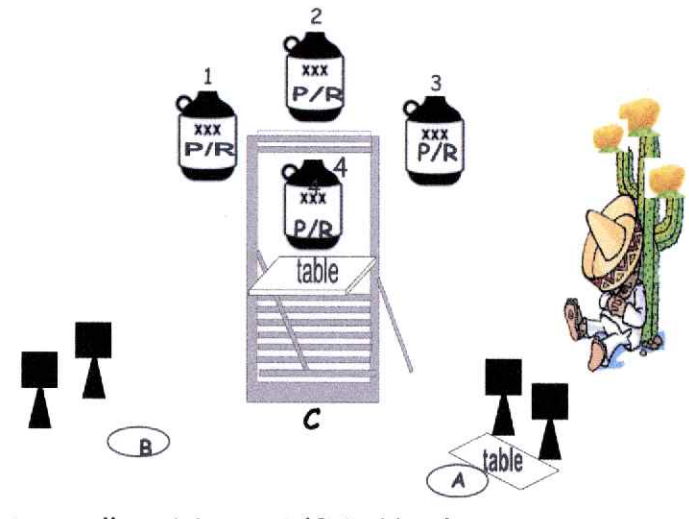
"Gunsmoke".

Gunsmoke (1955-1975)

Set in Dodge City, revolves around the adventures of Marshal Matt Dillion (James Arness). Along with Miss Kitty (Amanda Blake), Chester (Dennis Weaver), Fester (Ken Curtis) & Dr. Adams (Milburn Stone)



10 PISTOL Holstered. 10 RIFLE Staged safely. 4+ S/G in hand



Must use all positions. **S/G in Hand.**

Sequence: S/G, Rifle, Pistol. When ready say: **Gunsmoke!**

ATB: Start at "A" with both feet inside circle, with S/G shoot the 2 targets. **Then** move to circle "B" and with at least one foot inside the circle, shoot the two remaining S/G targets. **Make safe at "C"**

From "C", w/Rifle engage targets 1, 2, 3 with 3 rounds each. Then the 10th round goes on target 4.

Pistols: Same instructions as rifle.

